

MossRehab and Einstein at Elkins Park are located on Township Line Road east of Old York Road and are easy to reach by car or public transportation.

From Pennsylvania

From Center City: Take I-95 north to the Cottman Avenue (PA-73) exit. Take Cottman Avenue west for about 4½ miles. Cottman Avenue becomes Township Line Road at the Philadelphia/Montgomery County border. Continue for about another half mile. Entrance to MossRehab and Einstein at Elkins Park is on the left.

From the Broad Street/Einstein Medical Center area of Philadelphia: Take Broad Street (PA-611) north to about 3 miles past Einstein Medical Center. Turn right onto Township Line Road (PA-73) and go about 1½ miles. MossRehab and Einstein at Elkins Park are on the right.

From Schuylkill Expressway: From the Schuylkill Expressway, take the Roosevelt Boulevard north (US-1) exit. Continue on Roosevelt Boulevard (outer drive) to the Cottman Avenue (PA-73) exit, approximately 5 miles. Turn left onto Cottman Avenue. Take Cottman Avenue west for about 3 miles. Cottman Avenue becomes Township Line Road at the Philadelphia/Montgomery County border. Continue for about another half mile. Entrance to MossRehab and Einstein at Elkins Park is on the left.

From Northeast Philadelphia, Bucks County and Pennsylvania Turnpike Exit 28 (new Exit 351): Follow Roosevelt Boulevard (US-1) south (outer drive). Turn right onto Cottman Avenue (PA-73). Take Cottman Avenue west for about 3 miles. Cottman Avenue becomes Township Line Road at the Philadelphia/Montgomery County border. Continue for about another half mile. Entrance to MossRehab and Einstein at Elkins Park is on the left.

From Eastern Montgomery County: Take Pennsylvania Turnpike (I-276) east to Willow Grove Exit 27 (new Exit 343). Take PA-611 south for about 5½ miles. Turn left onto Township Line Road (PA-73) and go about 1½ miles. MossRehab and Einstein at Elkins Park are on the right.

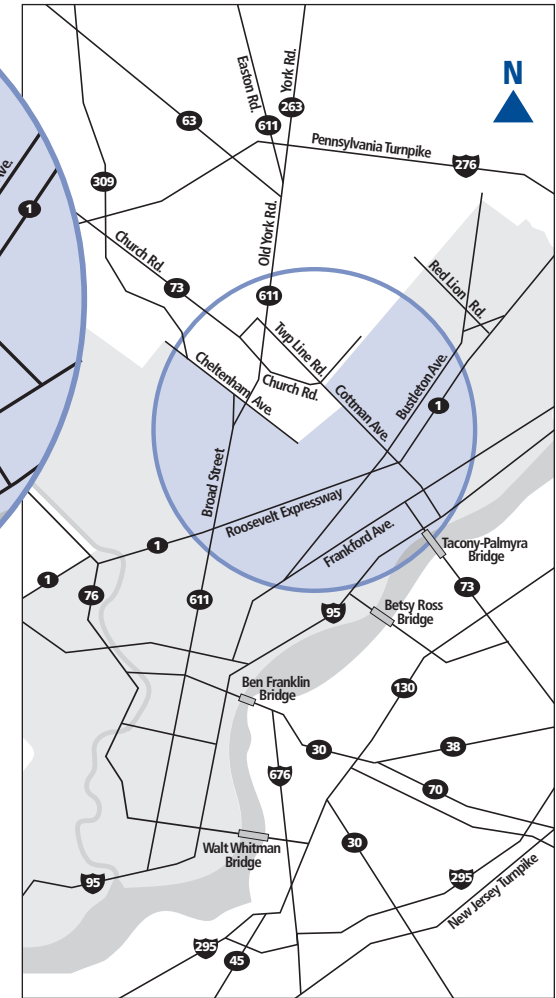
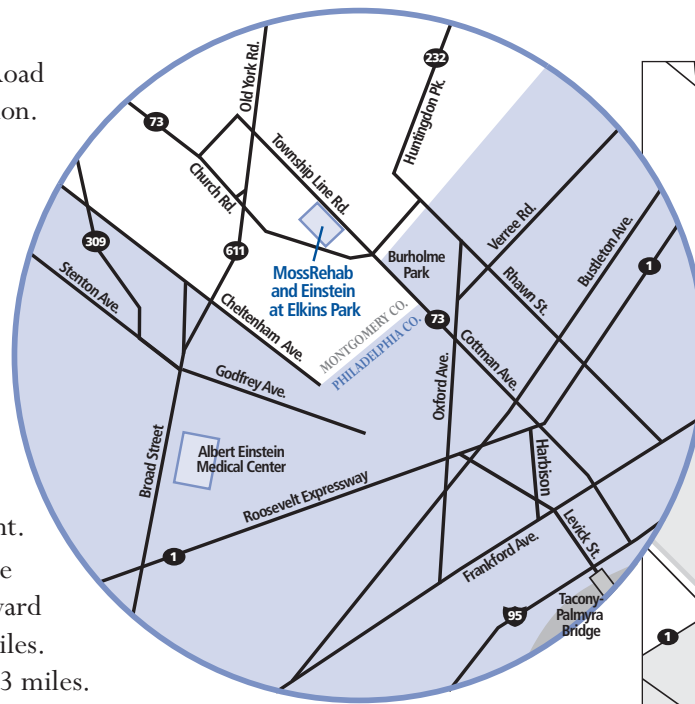
From New Jersey

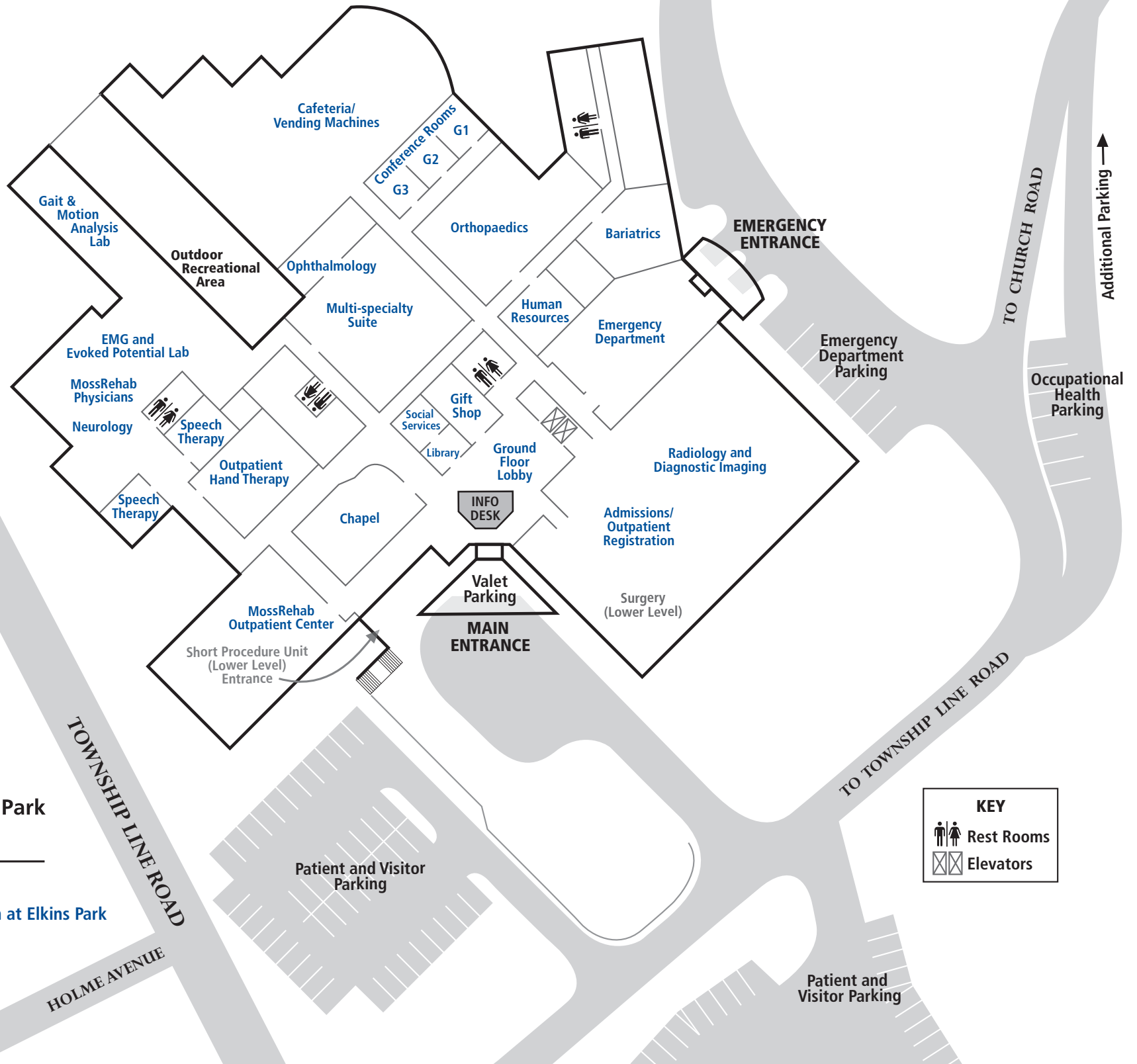
From Tacony Palmyra Bridge: Bridge leads onto Levick Street. Make a slight right onto Harbison Avenue. Turn right onto Roosevelt Boulevard (US-1) north (outer drive). Turn left onto Cottman Avenue (PA-73). Take Cottman Avenue west for about 3 miles. Cottman Avenue becomes Township Line Road at the Philadelphia/Montgomery County border. Continue for about another half mile. Entrance to MossRehab and Einstein at Elkins Park is on the left.

From Benjamin Franklin Bridge: Follow signs to I-95 north. Take I-95 north to the Cottman Avenue (PA-73) exit. Take Cottman Avenue west for about 4¾ miles. Cottman Avenue becomes Township Line Road at the Philadelphia/Montgomery County border. Continue for about another half mile. Entrance to MossRehab and Einstein at Elkins Park is on the left.

Public Transportation

Public transportation is available to Elkins Park via SEPTA's Route 77 bus. For more information about public transportation, go to the SEPTA web site, www.septa.org, or call SEPTA at 215-580-7800 for route times.





MossRehab
Einstein

Einstein at Elkins Park
Einstein

MossRehab and Einstein at Elkins Park
60 Township Line Road
Elkins Park, PA 19027
215-663-6000

KEY

- Rest Rooms
- Elevators